

Welcome to Realm

A Better Way to Connect



What is Realm

ECMN's new online database that allows ECMN to securely store data, and that you can use as a Directory to connect with your peers

What we need from you

- Create an account ... if you can shop online, you can do this!
- Update your information
- Set your privacy

What's in it for you

- Better, faster, more accurate information at *your* fingertips
- Better, more accurate information *ECMN-wide*

Look for this email



REALM: Join ECMN's New Online Database

Hello

Exciting news! ECMN has a new database called "Realm" and it offers some great new possibilities. Connect with your peers and cohorts, communicate easily with your groups and committees, update your own information and set your own privacy level.

You will have your own "household" account whether you are a household of one or more. It's as easy as shopping online. Create your account today: <https://onrealm.org/ECMN/account/Register?user=StevensonConsulting2%40gmail.com>

Ready for more adventure? Download the Realm App, "Realm Connect - For Our Church" and connect on the go! You will find the app on Google Play or iTunes. Once you've downloaded the app, use this code "ECMN" to connect the appt to your account.

Questions or need a little help? Contact Sandra Stevenson, your Missioner for Networking, sandra.s@episcopalmn.org, or 612-870-3315.

Sincerely,
Your friends at Episcopal Church in Minnesota



Having trouble finding the email?

It comes from: notifications@onrealmmail.org

Search for email Subject: "REALM: Join ECMN's New Online Database"

or

"REALM Reminder: Please join ECMN's New Online Database!"

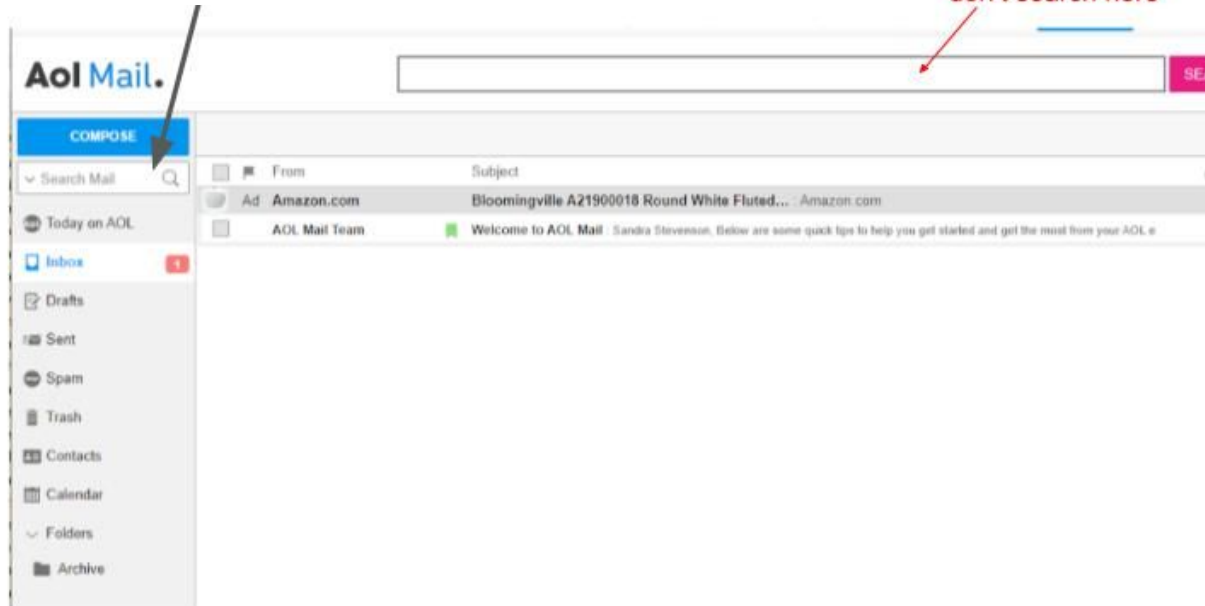


Click on the link

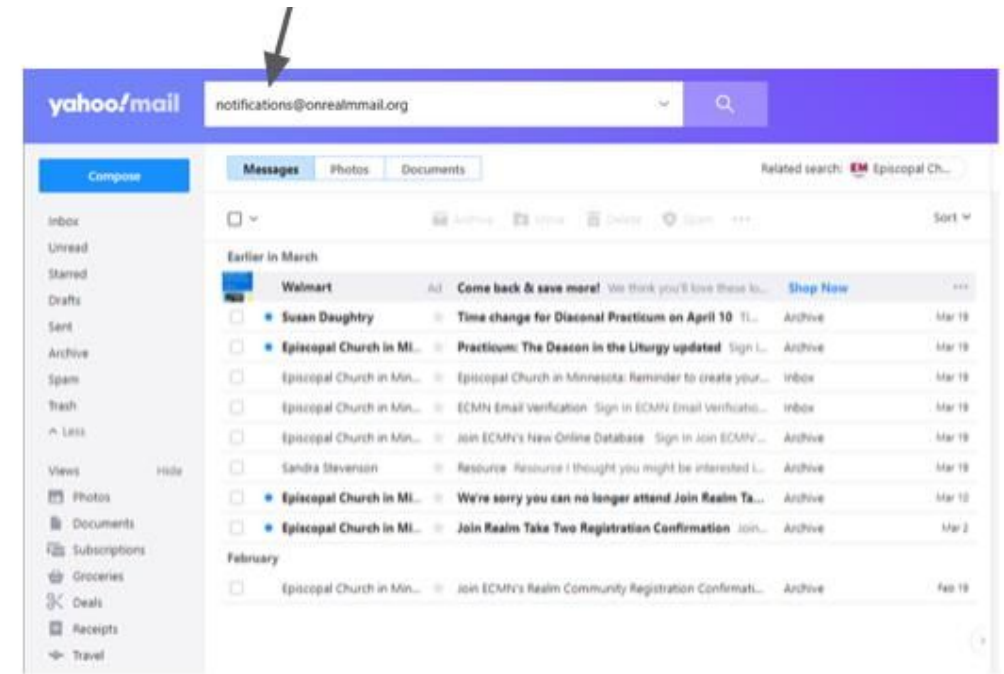
Don't see the email? It may have landed in your Spam folder

Search your email for: notifications@onrealmmail.org

If you have an AOL account, search here

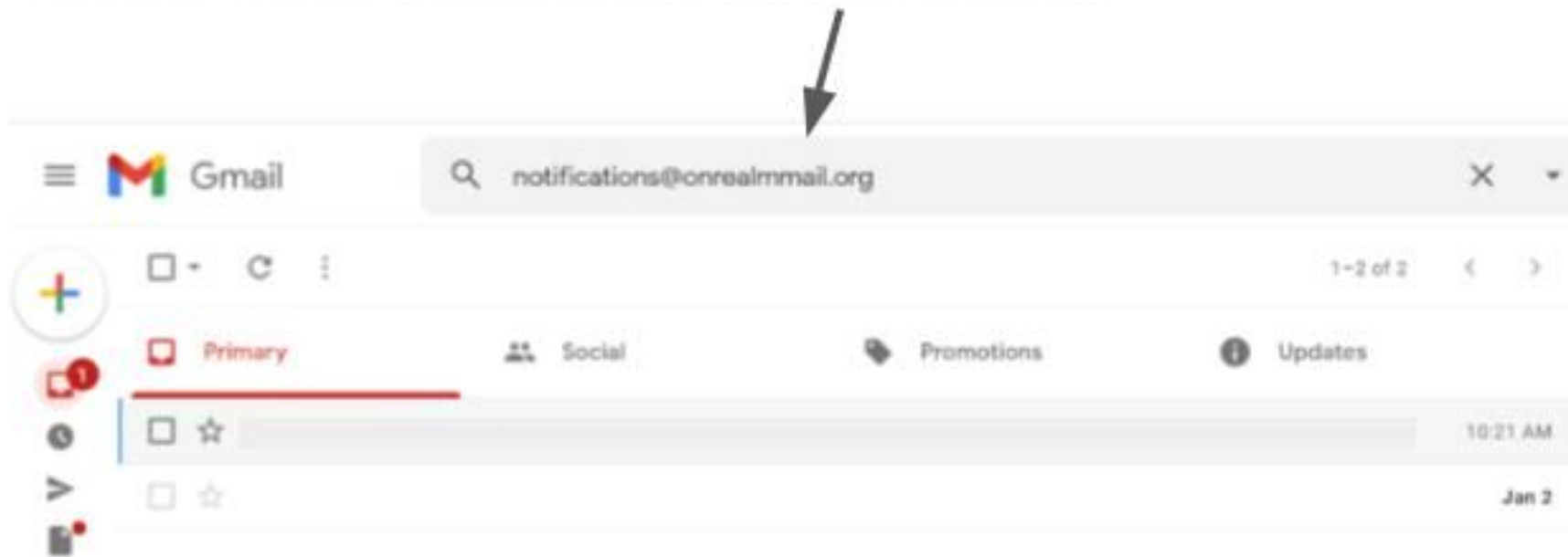


If you have a Yahoo account, search here



Search your email for: notifications@onrealmmail.org

If you have a Gmail account, search here



Link takes you here ...

- Create a Password
- Confirm the Password
- Confirm you are not a robot



Email is from:

notifications@onrealmmail.org



Register

Sign-up is easy, and it's free! Get started by completing the fields below.

Email Address

FakeEmail@gmail.com

Create Password (8 character min)

Confirm Password

☐

I'm not a robot




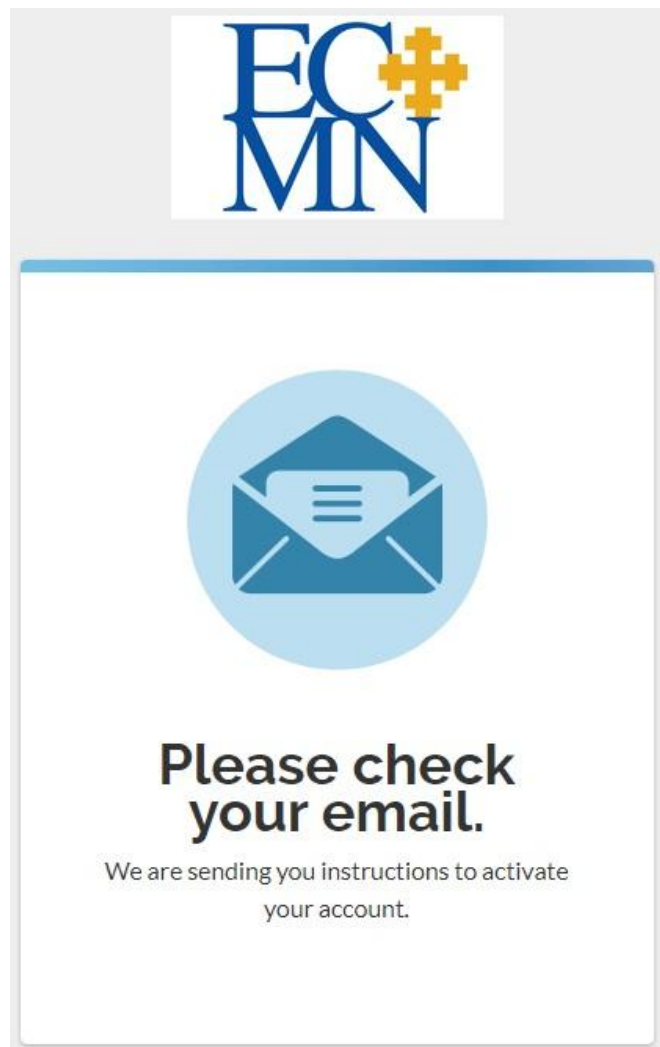
reCAPTCHA
Privacy · Terms

By clicking the register button below, you agree to the [Software Services Agreement](#) and you are 13 years of age or older.

Register

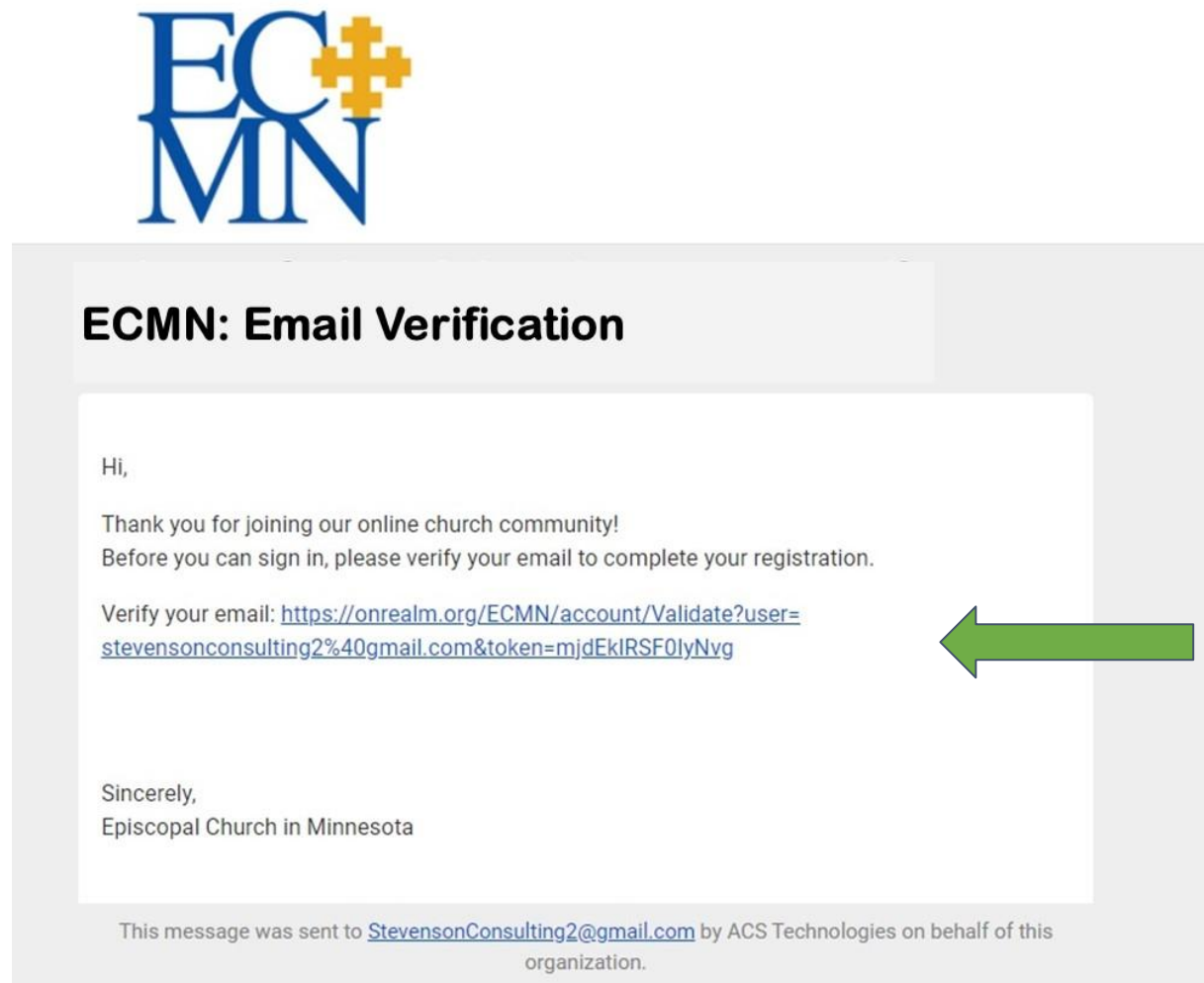
You will see this message

Check your email ...



For this email

Click on the link ...



Verify your phone number

Please Verify Your Phone Number

For your protection, we ask users to validate their phone number against our records. Once we have verified you, we will send you a confirmation email. Please do not include your phone extension if you have one.

Phone Number *

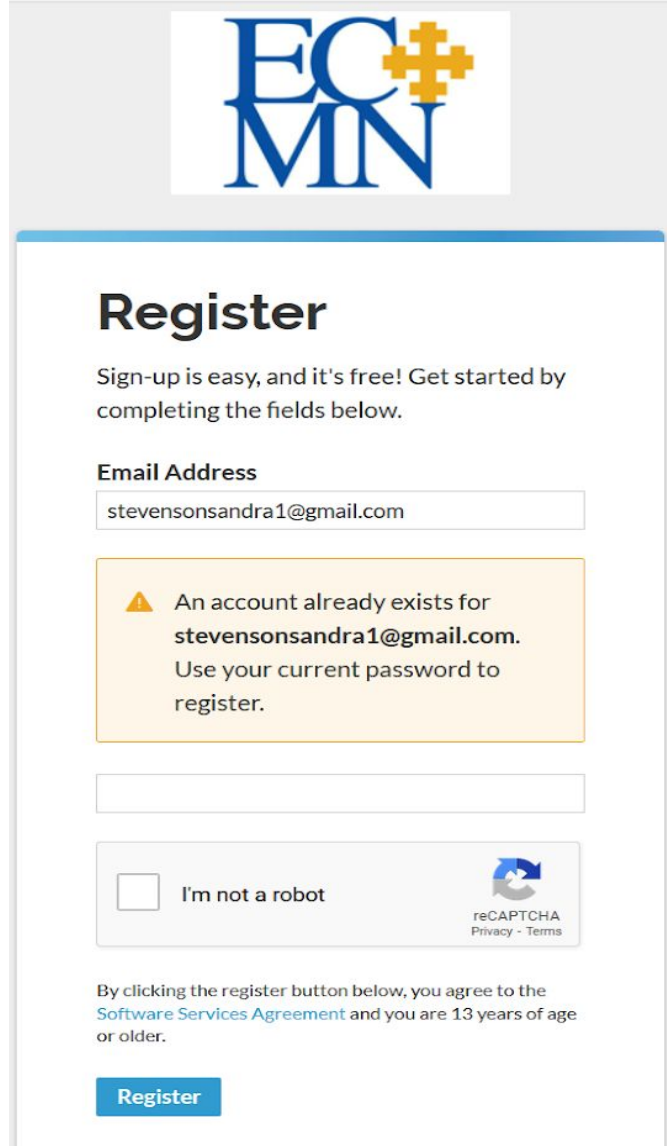
Verify Me



If your real phone number does not work, try: 555-555-5555


If *that* doesn't work, reach out to Sandra Stevenson at:
sandra.s@episcopalmn.org

If your faith community is using Realm, you will have a slightly different experience but don't worry, this won't affect your access to your faith community account



The screenshot shows the 'Register' page for EC MN. At the top is the EC MN logo. Below it, the heading 'Register' is followed by the text 'Sign-up is easy, and it's free! Get started by completing the fields below.' There is an 'Email Address' field containing 'stevensonsandra1@gmail.com'. Below this is a yellow warning box with a triangle icon stating: 'An account already exists for stevensonsandra1@gmail.com. Use your current password to register.' Underneath the warning box is an empty password field. At the bottom of the form is a checkbox labeled 'I'm not a robot' next to a reCAPTCHA logo and links for 'Privacy' and 'Terms'. Below the checkbox is a line of text: 'By clicking the register button below, you agree to the [Software Services Agreement](#) and you are 13 years of age or older.' At the very bottom is a blue 'Register' button.

When you follow the email link, you will see




Input the password you use for your church account and check "I'm not a robot" box



Don't worry, Realm will keep the two accounts separate

Faith community also using Realm, con't

Next, you will be asked to verify your phone number *or* birth month and day




Please Verify Your Phone Number

For your protection, we ask users to validate their phone number against our records. Once we have verified you, we will send you a confirmation email. Please do not include your phone extension if you have one.

Phone Number *

[Verify Me](#)

Select the Realm database you wish to access



Realm is ChMS 2.0

Fully cloud. Fully awesome.

Now churches can administer information about people, contributions, giving, groups more from anywhere on any device.

Realm helps churches become

[Learn more](#)

Sign In

Email Address

[Forgot Password?](#)

Select Site

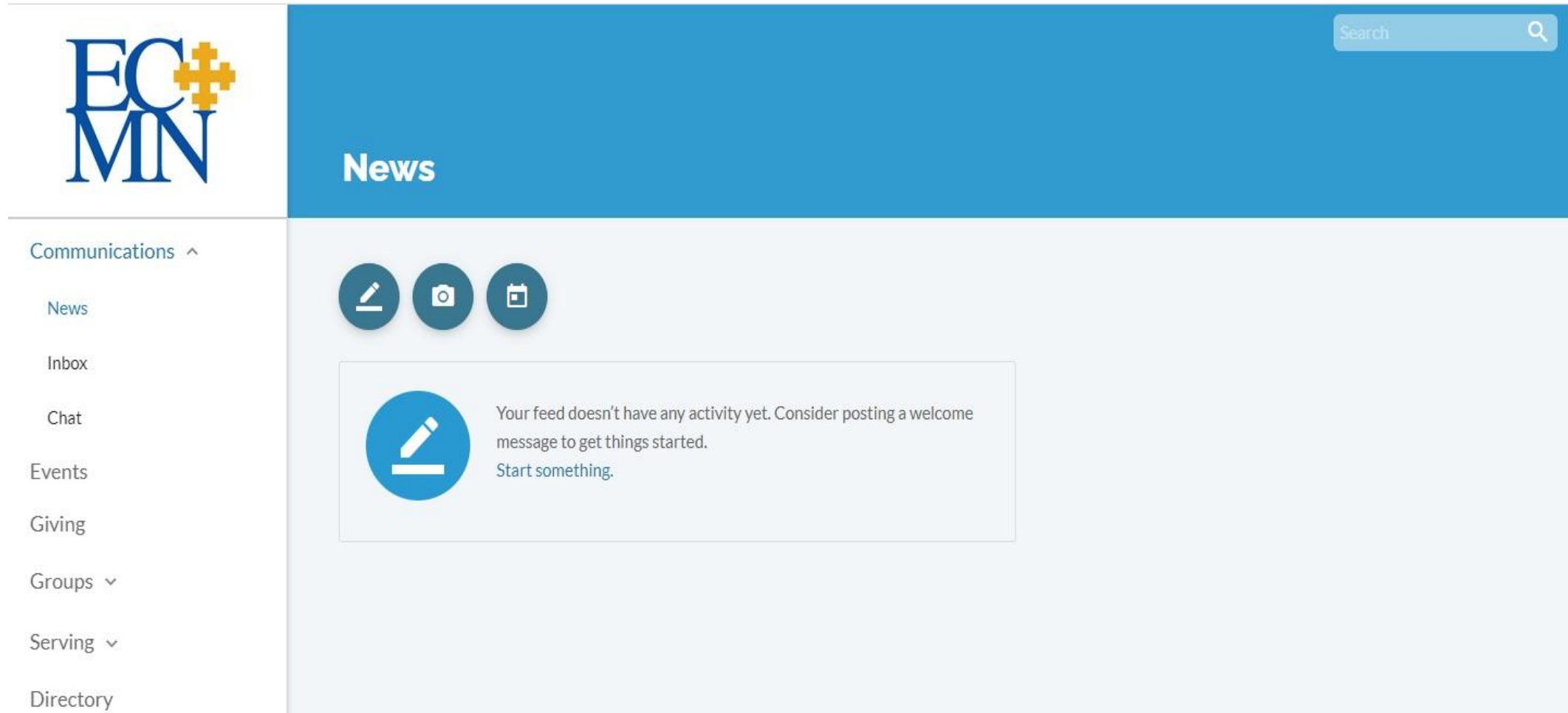
Your login works for multiple sites. Please select a site from the list below.

Episcopal Church in Minnesota

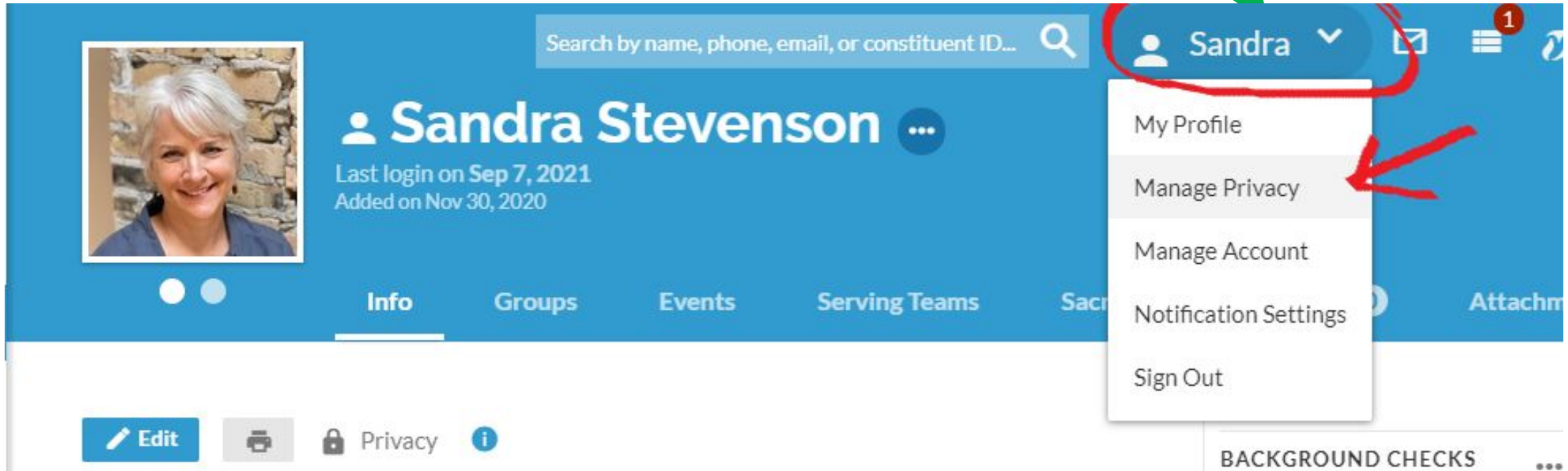
Episcopal Church in Minnesota

St. David's Episcopal Church

You're in! Just a few more steps




Select the down arrow next to your name,
then My Profile







The screenshot shows a user profile for Sandra Stevenson. A green arrow points to the name 'Sandra' in the top right navigation bar, which has a small downward arrow next to it. A red circle highlights this area. A red arrow points to the 'My Profile' option in the dropdown menu that appears below the name. The profile card includes a photo of Sandra, her name, and login information: 'Last login on Sep 7, 2021' and 'Added on Nov 30, 2020'. Below the photo are two small circular icons. The navigation bar contains links for 'Info', 'Groups', 'Events', 'Serving Teams', and 'Attachments'. At the bottom of the profile card are buttons for 'Edit', 'Print', 'Privacy', and 'Info'. A 'BACKGROUND CHECKS' section is partially visible at the bottom right.

Search by name, phone, email, or constituent ID...

 Sandra ▾

- My Profile
- Manage Privacy
- Manage Account
- Notification Settings
- Sign Out

 Edit   Privacy 

BACKGROUND CHECKS

Update your information: Select Edit Profile



realm

Communications ▾
Events
Giving
Groups ▾
Serving ▾
Directory

Support | Privacy | Terms of Use
Copyright © 2021 ACS Technologies

SS Sandra Stevenson Search Sandra ▾ ?

[Edit Profile](#) [Manage Privacy](#)

Contact Information

Email	sandra.s@episcopalmn.org
Phone Number	(612) 870-3315 / Work
Address	1101 W. Broadway Ave. Minneapolis, MN 55411

[Add family](#)

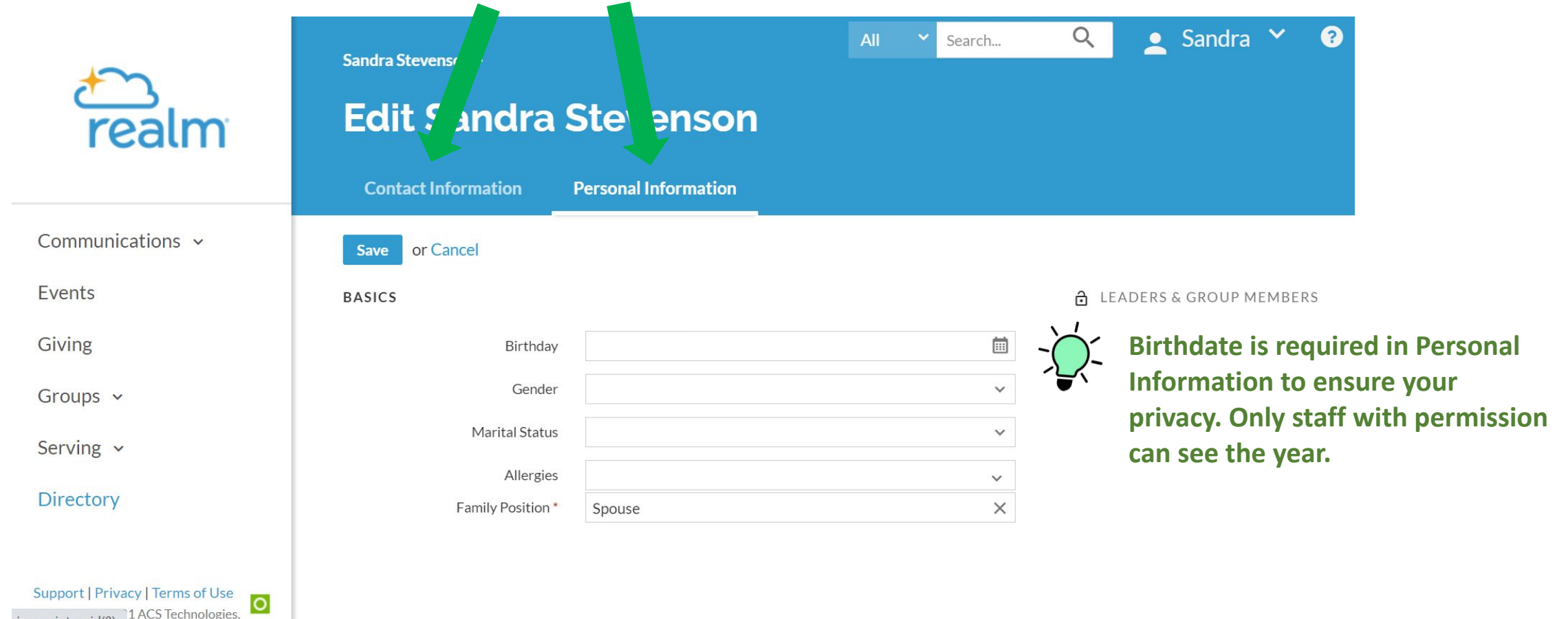
Personal Information

Groups

Member Of	Episcopal Church in Minnesota
-----------	-------------------------------

Edit Contact Information

Next edit Personal Information > Save



realm

Sandra Stevenson

All Search... Sandra ?

Edit Sandra Stevenson

Contact Information Personal Information

Save or Cancel

BASICS

Birthday

Gender

Marital Status

Allergies

Family Position *

LEADERS & GROUP MEMBERS

Birthdate is required in Personal Information to ensure your privacy. Only staff with permission can see the year.

Support | Privacy | Terms of Use

1 ACS Technologies.

Edit Personal Information can't Select a "Family Position"

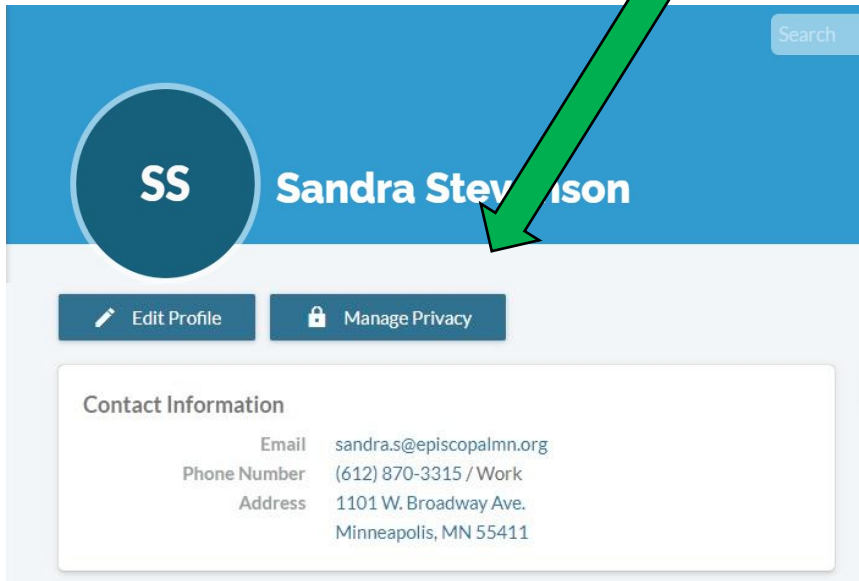


Family Position:
Each household must
have a "Primary 1"
member; Primary 1 is akin
to a master key that links
the household together.

Remember to hit Save

The screenshot shows the 'Edit Sandra Stevenson' interface. The 'Personal Information' tab is active. The 'Family Position' dropdown menu is open, displaying the following options: Spouse, Primary 1 (which is highlighted in blue), Primary 2, Child, and Other. A red circle is drawn around the 'Save' button, and a green arrow points from the text 'Remember to hit Save' to this button. The left sidebar contains navigation options: Communications, Events, Giving, Groups, and Settings, with a 'Directory' link below them. The bottom of the screen shows links for Support, Privacy, and Terms of Use.

Next, manage your privacy



Search

SS Sandra Stevenson

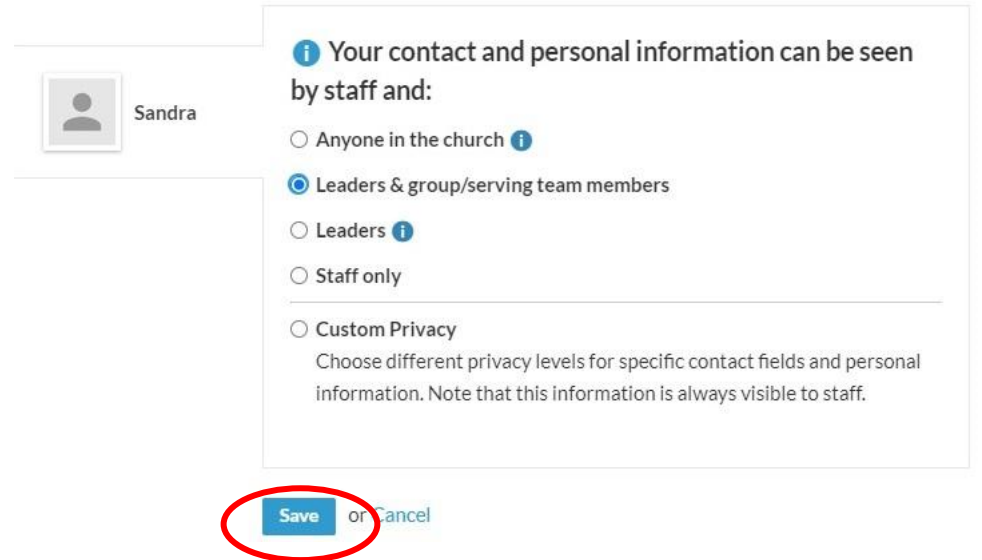
Edit Profile Manage Privacy


Contact Information

Email	sandra.s@episcopalmn.org
Phone Number	(612) 870-3315 / Work
Address	1101 W. Broadway Ave. Minneapolis, MN 55411

Manage Account Privacy

Tell us what's ok to share with the church. Also, group meeting hosts' contact info may be visible, regardless.



 Sandra

i Your contact and personal information can be seen by staff and:

☐ Anyone in the church **i**

☒ Leaders & group/serving team members

☐ Leaders **i**

☐ Staff only

☐ Custom Privacy
Choose different privacy levels for specific contact fields and personal information. Note that this information is always visible to staff.

Save or Cancel



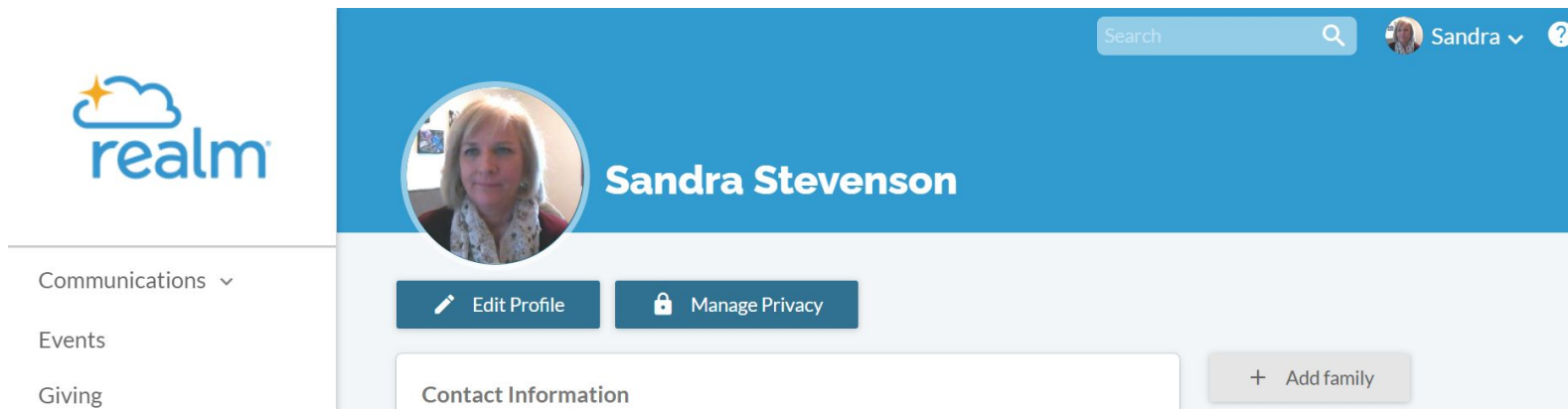
Set privacy to “Leaders & group/serving team members”, or “Anyone in the church”.

- Anyone at church = others with an account in the ECMN Realm database
- Leaders & group/serving team members = others in a Group to which you belong, i.e. Clergy, Trustees, or a committee

You must select at least “Leaders & group/serving team members” to be included in the Directory.

Looking for extra credit? Add your photo!

Select the drop down box, then My Profile
Click in circle & upload a photo



Make it easier for your colleagues to
get to know you!

Make sign in easy next time

Bookmark this URL: **www.e.onrealm.org**



Realm is ChMS 2.0

Fully cloud. Fully awesome.

Now churches can administer information about people, contributions, giving, groups and more from anywhere on any device.



Realm helps churches become more effective with ministry.

[Learn more](#)

Sign In

Email Address

Password

[Sign In](#)

[Forgot your password?](#)

That's it!



Thank you for helping to make this new way to connect a success!

Questions? Contact Sandra Stevenson, your Missioner for Networking, sandra.s@episcopalmn.org, 612-870-3315